



U.S. Department of Housing and Urban Development
Office of Community Planning and Development
Integrated Disbursement and Information System
PR91 - ESG Financial Summary

DATE: 12-08-25
TIME: 17:03
PAGE: 1

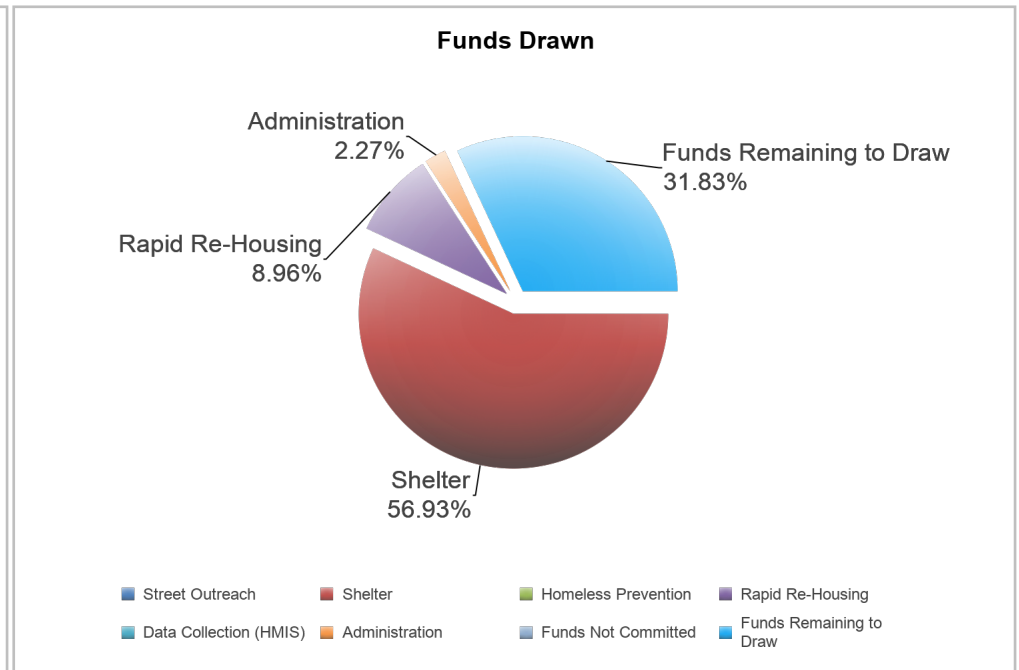
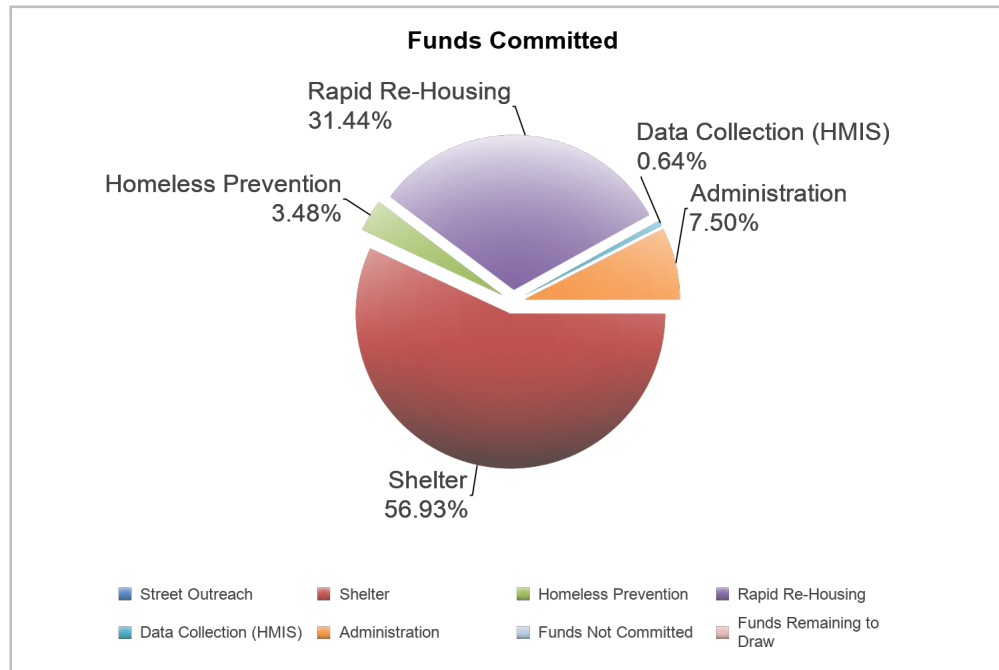
DAKOTA COUNTY, MN
2024

ESG Program Level Summary

Grant Number	Total Grant Amount	Total Funds Committed	Total Funds Available to Commit	% of Grant Funds Not Committed	Grant Funds Drawn	% of Grant Funds Drawn	Available to Draw	% Remaining to Draw
E24UC270003	\$172,422.00	\$172,422.00	\$0.00	0.00%	\$117,539.86	68.17%	\$54,882.14	31.83%

ESG Program Components

Activity Type	Total Committed to Activities	% of Grant Committed	Drawn Amount	% of Grant Drawn
Street Outreach	\$0.00	0.00%	\$0.00	0.00%
Shelter	\$98,167.00	56.93%	\$98,167.00	56.93%
Homeless Prevention	\$6,000.00	3.48%	\$0.00	0.00%
Rapid Re-Housing	\$54,218.03	31.44%	\$15,457.24	8.96%
Data Collection (HMIS)	\$1,104.97	0.64%	\$0.00	0.00%
Administration	\$12,932.00	7.50%	\$3,915.62	2.27%
Funds Not Committed	\$0.00	0.00%	\$0.00	0.00%
Funds Remaining to Draw	\$0.00	0.00%	\$54,882.14	31.83%
Total	\$172,422.00	100.00%	\$172,422.00	100.00%





U.S. Department of Housing and Urban Development
Office of Community Planning and Development
Integrated Disbursement and Information System
PR91 - ESG Financial Summary

DATE: 12-08-25
TIME: 17:03
PAGE: 2

DAKOTA COUNTY, MN
2024

24-Month Grant Expenditure Deadline

All of the recipient's grant must be expended for eligible activity costs within 24 months after the date HUD signs the grant agreement with the recipient. Expenditure means either an actual cash disbursement for a direct charge for a good or service or an indirect cost or the accrual of a direct charge for a good or service or an indirect cost. This report uses draws in IDIS to measure expenditures. HUD allocated Fiscal Year 2011 ESG funds in two allocations. For FY2011, this Obligation Date is the date of the first allocation. This report does not list the Obligation Date, does not calculate the Expenditure Deadline, and does not track the Days Remaining for the FY 2011 second allocation.

Grant Amount: \$172,422.00

Grant Number	Draws to Date	HUD Obligation Date	Expenditure Deadline	Days Remaining to Meet Requirement Date	Expenditures Required
E24UC270003	\$117,539.86	09/03/2024	09/03/2026	271	\$54,882.14

60% Cap on Emergency Shelter and Street Outreach

The cap refers to the total amount of the recipient's fiscal year grant, allowed for emergency shelter and street outreach activities, is capped at 60 percent. This amount cannot exceed the greater of: (1) 60% of the overall grant for the year; or, (2) the amount of Fiscal Year 2010 ESG funds committed for homeless assistance activities. (Note: the HESG-CV grants are currently exempt from the 60% funding cap restrictions.)

Amount Committed to Shelter	Amount Committed to Street Outreach	Total Amount Committed to Shelter and Street Outreach	% Committed to Shelter and Street Outreach	2010 Funds Committed to Homeless Assistance Activities	Total Drawn for Shelter and Street Outreach	% Drawn for Shelter and Street Outreach
\$98,167.00	\$0.00	\$98,167.00	56.93%		\$98,167.00	56.93%



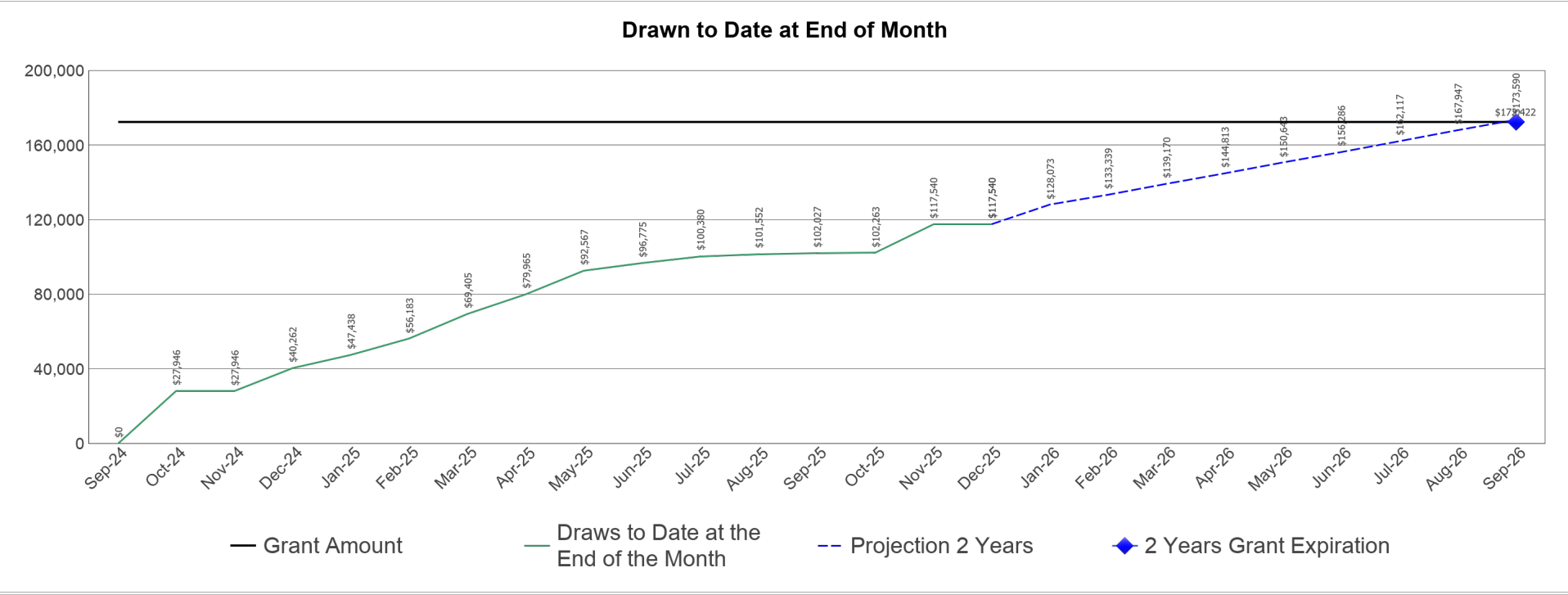
U.S. Department of Housing and Urban Development
Office of Community Planning and Development
Integrated Disbursement and Information System
PR91 - ESG Financial Summary

DATE: 12-08-25
TIME: 17:03
PAGE: 3

DAKOTA COUNTY, MN
2024

ESG Draws By Month (at the total grant level):

Grant Amount: 172,422.00



ESG Draws By Quarter (at the total grant level):

Quarter End Date	Draws for the Quarter	Draws to Date at the End of the Quarter	% Drawn for the Quarter	% Drawn to Date at End of Quarter
09/30/2024	\$0.00	\$0.00	0.00%	0.00%
12/31/2024	\$40,262.08	\$40,262.08	23.35%	23.35%
03/31/2025	\$29,142.80	\$69,404.88	16.90%	40.25%
06/30/2025	\$27,370.18	\$96,775.06	15.87%	56.13%
09/30/2025	\$5,252.20	\$102,027.26	3.05%	59.17%
12/31/2025	\$15,512.60	\$117,539.86	9.00%	68.17%



U.S. Department of Housing and Urban Development
Office of Community Planning and Development
Integrated Disbursement and Information System
PR91 - ESG Financial Summary

DATE: 12-08-25
TIME: 17:03
PAGE: 4

DAKOTA COUNTY, MN
2024

ESG Subrecipient Commitments and Draws by Activity Category :

Subrecipient	Activity Type	Committed	Drawn
DAKOTA COUNTY COMMUNITY DEVELOPMENT AGENCY	Data Collection (HMIS)	\$1,104.97	\$0.00
	Administration	\$12,932.00	\$3,915.62
	Total	\$14,036.97	\$3,915.62
	Total Remaining to be Drawn	\$0.00	\$10,121.35
	Percentage Remaining to be Drawn	\$0.00	72.10%
SCOTT CARVER DAKOTA CAP	Homeless Prevention	\$6,000.00	\$0.00
	Rapid Re-Housing	\$54,218.03	\$15,457.24
	Total	\$60,218.03	\$15,457.24
	Total Remaining to be Drawn	\$0.00	\$44,760.79
	Percentage Remaining to be Drawn	\$0.00	74.33%
Dakota Woodlands	Shelter	\$98,167.00	\$98,167.00
	Total	\$98,167.00	\$98,167.00
	Total Remaining to be Drawn	\$0.00	\$0.00
	Percentage Remaining to be Drawn	\$0.00	0.00%



U.S. Department of Housing and Urban Development
Office of Community Planning and Development
Integrated Disbursement and Information System
PR91 - ESG Financial Summary

DAKOTA COUNTY, MN
2024

ESG Subrecipients by Activity Category

Activity Type	Subecipient
Shelter	Dakota Woodlands
Homeless Prevention	SCOTT CARVER DAKOTA CAP
Rapid Re-Housing	SCOTT CARVER DAKOTA CAP
Data Collection (HMIS)	DAKOTA COUNTY COMMUNITY DEVELOPMENT AGENCY
Administration	DAKOTA COUNTY COMMUNITY DEVELOPMENT AGENCY